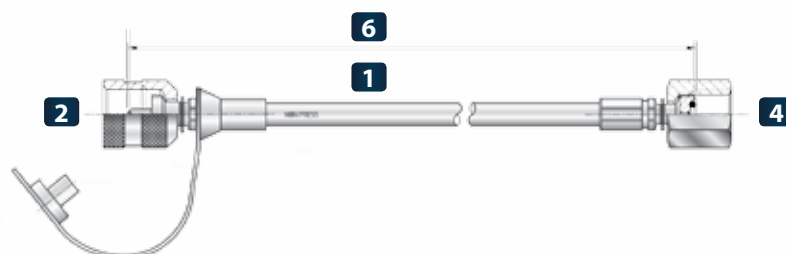
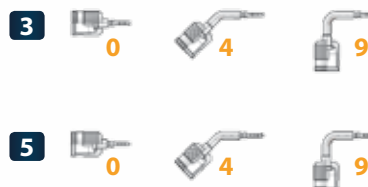


Sposób zamówienia

How to order

Przykładowe oznaczenie przewodu / Order code								
RD2	-	31TTN0	0	-	361400	0	-	1500
1		2	3	4	5		6	

- 1** Typ węża / Hose type
- 2** Oznaczenie końcówki / Fitting type
- 3** Kąt wygięcia końcówki / Elbow fitting angle
- 4** Oznaczenie końcówki / Fitting type
- 5** Kąt wygięcia końcówki / Elbow fitting angle
- 6** Długość przewodu / Hose length



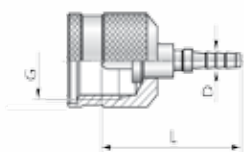
Referencje

Reference regulations

Oznaczenie typu węża / Hose code				
RD2 - RD3 - RD4				
Przeznaczenie: olej mineralny, typ ASTM 3, olej napędowy, olej do systemów hamulcowych (typ DOT 4) / For mineral and hydraulic oil, type ASTM 3, fuel. Brake systems oil (type DOT 4).				
		RD2	RD3	RD4
Średnicazew./Outside diameter	[mm]	5	6	8
Średnicawew./Inside diameter	[mm]	2	3	4
Max. ciśnienie pracy / Max working pressure	[bar]	630	630	500
Min. ciśnienie rozrywające / Min. Bursting pressure	[bar]	1890	1890	1500
Min. promień gięcia / Min. Bending radius	[mm]	20	25	35
Temperatura pracy / Working temperature	°C	-40...+100	-40...+100	-40...+100
Materiał warstwy wewnętrznej / Core material	Poliester termoplastyczny / Thermoplastic polyester			
Materiał oplotu / Braid material	Włókna aramidowe „kevlar” / Aramidic fibre “kevlar”			
Materiał warstwy zewnętrznej / Cover material	Poliuretan odporny na ścieranie / Antiabrasion polyurethane			

Końcówka przewodu pomiarowego do złącza pomiarowego

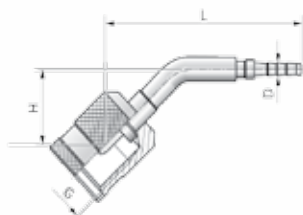
Test coupling threaded female fitting



Kod / Code	Wąż / Hose	G	L	D
31TTN000	RD2	M16x2	32,5	2,0
31TNAI00		M16x2*	32,5	2,0
31TTS000		M16x1,5	32,5	2,0
31S12000		M12,65x1,65	32,5	2,0
31TTN003	RD3	M16x2	37,2	3,0
31TTS003		M16x1,5	37,2	3,0
31S12003		M12,65x1,65	37,2	3,0
31TTN004	RD4	M16x2	36,5	4,0
31TTS004		M16x1,5	36,5	4,0
31S12004		M12,65x1,65	36,5	4,0

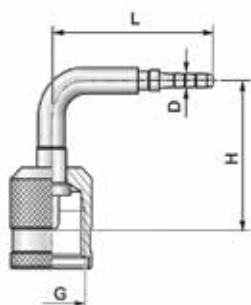
*Stal nierdzewna / Stainless steel

45°



Kod / Code	Wąż / Hose	G	L	H	D
31TTN040	RD2	M16x2	48	18	2,0
31TTS040		M16x1,5	48	18	2,0
31S12040		M12,65x1,65	48	18	2,0
31TTN043	RD3	M16x2	48	18,5	3,0
31TTS043		M16x1,5	48	18,5	3,0
31S12043		M12,65x1,65	48	18,5	2,0
31TTN044	RD4	M16x2	53	18,5	4,0
31TTS044		M16x1,5	53	18,5	4,0
31S12044		M12,65x1,65	53	18,5	4,0

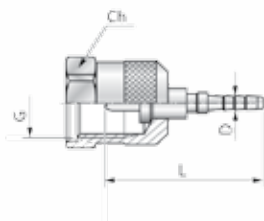
90°



Kod / Code	Wąż / Hose	G	L	H	D
31TTN090	RD2	M16x2	34,5	31	2,0
31TTS090		M16x1,5	34,5	31	2,0
31S12090		M12,65x1,65	34,5	31	2,0
31TTN093	RD3	M16x2	34,5	31	3,0
31TTS093		M16x1,5	34,5	31	3,0
31S12093		M12,65x1,65	34,5	31	3,0
31TTN094	RD4	M16x2	34,5	31	4,0
31TTS094		M16x1,5	34,5	31	4,0
31S12094		M12,65x1,65	34,5	31	4,0

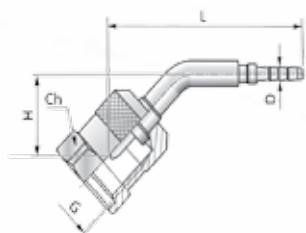
Końcówka przewodu pomiarowego do złącza pomiarowego, nakrętka z sześciokątem

Test coupling threaded female fitting with hexagonal nut

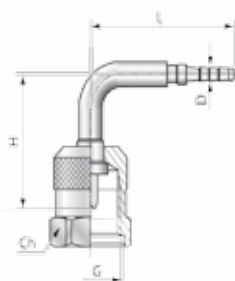


Kod / Code	Wąż / Hose	G	L	Ch	D
31TTN600	RD2	M16x2	32,5	19	2,0
31TTN6A1		M16x2*	32,5	19	2,0
31TTS600		M16x1,5	32,5	19	2,0
31TTN603	RD3	M16x2	37,2	19	3,0
31TTS603		M16x1,5	37,2	19	3,0
31TTN604	RD4	M16x2	36,5	19	4,0
31TTS604		M16x1,5	36,5	19	4,0

*Stal nierdzewna/ Stainless steel



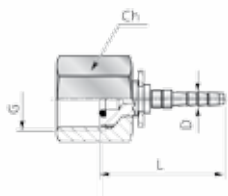
45°						
Kod / Code	Wąż / Hose	G	L	H	Ch	D
31TTN640	RD2	M16x2	48	18	19	2,0
31TTS640		M16x1,5	48	18	19	2,0
31TTN643	RD3	M16x2	48	18,5	19	3,0
31TTS643		M16x1,5	48	18,5	19	3,0
31TTN644	RD4	M16x2	53	18,5	19	4,0
31TTS644		M16x1,5	53	18,5	19	4,0



90°						
Kod / Code	Wąż / Hose	G	L	H	D	
31TTN690	RD2	M16x2	34,5	31	2,0	
31TTS690		M16x1,5	34,5	31	2,0	
31TTN693	RD3	M16x2	34,5	31	3,0	
31TTS693		M16x1,5	34,5	31	3,0	
31TTN694	RD4	M16x2	34,5	31	4,0	
31TTS694		M16x1,5	34,5	31	4,0	

Końcówka przewodu pomiarowego pod przyłącze manometru z O-Ringiem

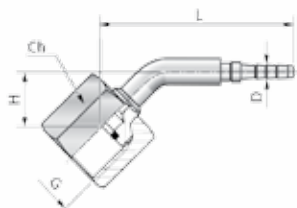
Gauges threaded fitting



Kod / Code	Wąż / Hose	G	L	Ch	D
36140000	RD2	G 1/4"	26	19	2
3614AI00		G 1/4"*	26	19	2
36120000		G 1/2"	33,5	27	2
36M2OR00		M20x1,5	33,5	24	2
3614OR03	RD3	G 1/4"	30	19	3
3612OR03		G 1/2"	37,5	27	3
36M2OR03		M20x1,5	37,5	24	3
3614OR04	RD4	G 1/4"	36,5	19	4
3612OR04		G 1/2"	37,5	27	4
36M2OR04		M20x1,5	37,5	24	4

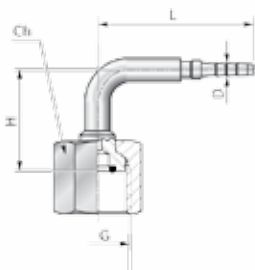
*Stal nierdzewna / Stainless steel

45°



Kod / Code	Wąż / Hose	G	H	L	Ch	D
36140040	RD2	G 1/4"	14	47	19	2
36120040		G 1/2"	21	54,5	27	2
36M2OR40		M20x1,5	21	54,5	24	2
3614OR43	RD3	G 1/4"	14	47	19	3
3612OR43		G 1/2"	21	54,5	27	3
36M2OR43		M20x1,5	21	54,5	24	3
3614OR44	RD4	G 1/4"	14	52	19	4
3612OR44		G 1/2"	21	59,5	27	4
36M2OR44		M20x1,5	21	59,5	24	4

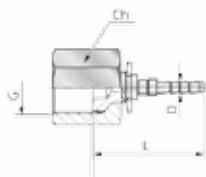
90°



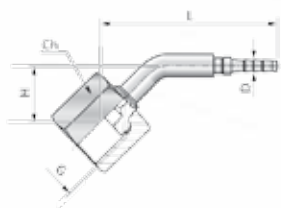
Kod / Code	Wąż / Hose	G	H	L	Ch	D
36140090	RD2	G 1/4"	25	38	19	2
36120090		G 1/2"	37,5	41,5	27	2
36M2OR90		M20x1,5	37,5	41,5	24	2
3614OR93	RD3	G 1/4"	25	38	19	3
3612OR93		G 1/2"	37,5	41,5	27	3
36M2OR93		M20x1,5	37,5	41,5	24	3
3614OR94	RD4	G 1/4"	25	43	19	4
3612OR94		G 1/2"	37,5	46,5	27	4
36M2OR94		M20x1,5	37,5	46,5	24	4

Końcówka przewodu pomiarowego pod przyłącze manometru

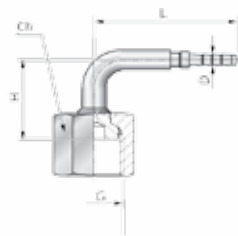
Gauges threaded fitting



Kod / Code	Wąż / Hose	G	L	Ch	D
3614CR00	RD2	G 1/4"	26	19	2
3612CR00		G 1/2"	33,5	27	2
36M2CR00		M20x1,5	33,5	24	2
3614CR03	RD3	G 1/4"	30	19	3
3612CR03		G 1/2"	37,5	27	3
36M2CR03		M20x1,5	37,5	24	3
3614CR04	RD4	G 1/4"	36,5	19	4
3612CR04		G 1/2"	37,5	27	4
36M2CR04		M20x1,5	36,5	24	4



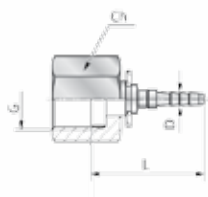
45°						
Kod / Code	Wąż / Hose	G	H	L	Ch	D
3614CR40	RD2	G 1/4"	14	47	19	2
3612CR40		G 1/2"	21	54,5	27	2
36M2CR40		M20x1,5	21	54,5	24	2
3614CR43	RD3	G 1/4"	14	47	19	3
3612CR43		G 1/2"	21	54,5	27	3
36M2CR43		M20x1,5	21	54,5	24	3
3614CR44	RD4	G 1/4"	14	52	19	4
3612CR44		G 1/2"	21	59,5	27	4
36M2CR44		M20x1,5	21	59,5	24	4



90°						
Kod / Code	Wąż / Hose	G	H	L	Ch	D
3614CR90	RD2	G 1/4"	25	38	19	2
3612CR90		G 1/2"	37,5	41,5	27	2
36M2CR90		M20x1,5	37,5	41,5	24	2
3614CR93	RD3	G 1/4"	25	38	19	3
3612CR93		G 1/2"	37,5	41,5	27	3
36M2CR93		M20x1,5	37,5	41,5	24	3
3614CR94	RD4	G 1/4"	25	43	19	4
3612CR94		G 1/2"	37,5	46,5	27	4
36M2CR94		M20x1,5	37,5	46,5	24	4

Końcówka przewodu pomiarowego z gwintem wewnętrznym BSP, płaska

Gauges threaded fitting

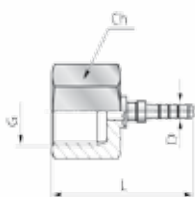


Kod / Code	Wąż / Hose	G	L	Ch	D
4918DF00	RD2	G 1/8"	22,6	14	2
4914DF00		G 1/4"	23,5	17	2
4918DF03	RD3	G 1/8"	26,6	14	3
4914DF03		G 1/4"	27,5	17	3
4918DF04	RD4	G 1/8"	26,6	14	4
4914DF04		G 1/4"	27,5	17	4

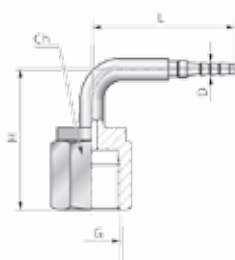


Końcówka przewodu pomiarowego z gwintem wewnętrznym NPTF

Gauges threaded fitting



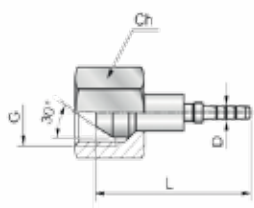
Kod / Code	Wąż / Hose	G	L	19	D
37140000	RD2	1/4"-18NPTF	30	19	2
37140003	RD3	1/4"-18NPTF	34	19	3
37140004	RD4	1/4"-18NPTF	34	19	4



90°						
Kod / Code	Wąż / Hose	G	H	L	Ch	D
37140090	RD2	1/4"-18NPTF	28,5	36	19	2
37140093	RD3	1/4"-18NPTF	28,5	36	19	3
37140094	RD4	1/4"-18NPTF	28,5	36	19	4

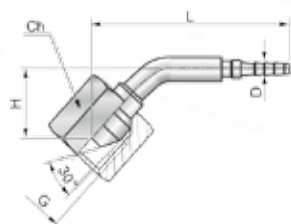
Końcówka przewodu pomiarowego DKR, stożek 60°

Swivel female fitting 60° cone connection type DKR

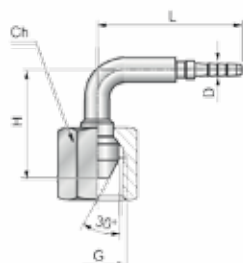


Kod / Code	Wąż / Hose	G	L	Ch	D
38180000	RD2	G 1/8"	24	14	2
38140000		G 1/4"	26	17	2
3814AI00		G 1/4"*	26	17	2
38380000		G 3/8"	29	22	2
38121500		M12x1,5	24	14	2
38180003	RD3	G 1/8"	28	14	3
38140003		G 1/4"	30	17	3
38180004	RD4	G 1/8"	31	14	4
38140004		G 1/4"	32,5	17	4

*Stal nierdzewna / Stainless steel



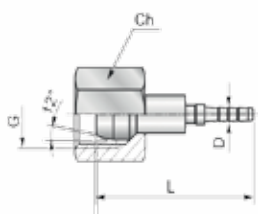
45°						
Kod / Code	Wąż / Hose	G	H	L	Ch	D
38180040	RD2	G 1/8"	15	44,5	14	2
38140040		G 1/4"	16	47,5	17	2
38180043	RD3	G 1/8"	15	49,5	14	3
38140043		G 1/4"	16	47,5	17	3
38180044	RD4	G 1/8"	15	49,5	14	4
38140044		G 1/4"	16	52,5	17	4



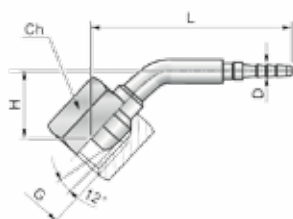
90°						
Kod / Code	Wąż / Hose	G	H	L	Ch	D
38180090	RD2	G 1/8"	26	34	14	2
38140090		G 1/4"	27,5	36,5	17	2
38180093	RD3	G 1/8"	26	39	14	3
38140093		G 1/4"	27,5	36,5	17	3
38180094	RD4	G 1/8"	26	39	14	4
38140094		G 1/4"	27,5	41,5	17	4

Końcówka przewodu pomiarowego DKL, współpracująca z gniazdem 24°

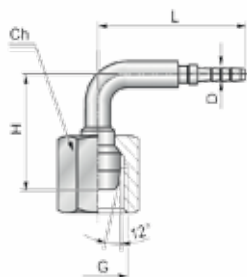
Swivel female fitting 24° cone connection type DKL



Kod / Code	Wąż / Hose	Ø	G	L	Ch	D
45R00000	RD2	6	M12x1,5	36	14	2
45R20000		8	M14x1,5	35	17	2
45R50000		10	M16x1,5	36,5	19	2
45R00003	RD3	6	M12x1,5	35	14	3
45R20003		8	M14x1,5	35	17	3
45R50003		10	M16x1,5	36,5	19	3
45R00004	RD4	6	M12x1,5	36	14	4
45R20004		8	M14x1,5	36	17	4
45R50004		10	M16x1,5	41,5	19	4



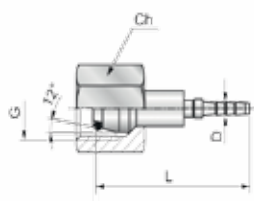
45°		Kod / Code	Wąż / Hose	Ø	G	H	L	Ch	D
45R00040	RD2	6	M12x1,5	19,5	53,5	14	2		
		8	M14x1,5	19	51	17	2		
		10	M16x1,5	22,5	56	19	2		
45R00043	RD3	6	M12x1,5	19,5	53,5	14	3		
		8	M14x1,5	19	51	17	3		
		10	M16x1,5	22,5	56	19	3		
45R00044	RD4	6	M12x1,5	19,5	58,5	14	4		
		8	M14x1,5	19	56	17	4		
		10	M16x1,5	22,5	61	19	4		



90°		Kod / Code	Wąż / Hose	Ø	G	H	L	Ch	D
45R00090	RD2	6	M12x1,5	31,5	47,5	14	2		
		8	M14x1,5	36	40	17	2		
		10	M16x1,5	40	41,5	19	2		
45R00093	RD3	6	M12x1,5	28,5	39	14	3		
		8	M14x1,5	36	40,5	17	3		
		10	M16x1,5	40	41,5	19	3		
45R00094	RD4	6	M12x1,5	36	47	14	4		
		8	M14x1,5	36	45,5	17	4		
		10	M16x1,5	40	46,5	19	4		

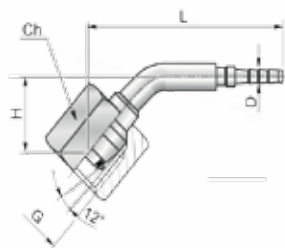
Końcówka przewodu pomiarowego DKOL, stożek 24° z O-Ringiem

Swivel female fitting 24° cone connection type DKOL



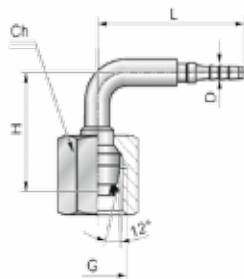
Kod / Code	Wąż / Hose	Ø	G	L	Ch	D
35R00000	RD2	6	M12x1,5	31,6	14	2
35R20000		8	M14x1,5	31,6	17	2
35R50000		10	M16x1,5	31,6	19	2
35R60000		12	M18x1,5	34	22	2
35R00003	RD3	6	M12x1,5	35	14	3
35R20003		8	M14x1,5	35	17	3
35R50003		10	M16x1,5	36,5	19	3
35R00004	RD4	6	M12x1,5	35,5	14	4
35R20004		8	M14x1,5	36	17	4
35R50004		10	M16x1,5	36,5	19	4
35R60004		12	M18x1,5	38	22	4

45°



Kod / Code	Wąż / Hose	Ø	G	H	L	Ch	D
35R00040	RD2	6	M12x1,5	19,5	53,5	14	2
35R20040		8	M14x1,5	19	51	17	2
35R50040		10	M16x1,5	19	56	19	2
35R00043	RD3	6	M12x1,5	19,5	53,5	14	3
35R20043		8	M14x1,5	19	51	17	3
35R50043		10	M16x1,5	22,5	61	19	3
35R00044	RD4	6	M12x1,5	19,5	58,5	14	4
35R20044		8	M14x1,5	19	56	17	4
35R50044		10	M16x1,5	22,5	61	19	4
35R60044		12	M18x1,5	22,5	61	22	4

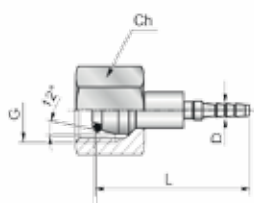
90°



Kod / Code	Wąż / Hose	Ø	G	H	L	Ch	D
35R00090	RD2	6	M12x1,5	36	42	14	2
35R20090		8	M14x1,5	36	40,5	17	2
35R50090		10	M16x1,5	40	41,5	19	2
35R00093	RD3	6	M12x1,5	36	42	14	3
35R20093		8	M14x1,5	36	40,5	17	3
35R50093		10	M16x1,5	40	46,5	19	3
35R00094	RD4	6	M12x1,5	36	47	14	4
35R20094		8	M14x1,5	36	45,5	17	4
35R50094		10	M16x1,5	40	46,5	19	4
35R60094		12	M18x1,5	40	46,5	22	4

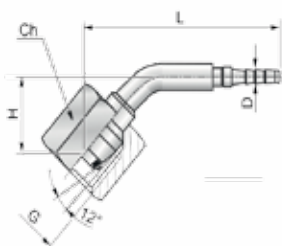
Końcówka przewodu pomiarowego DKOLL, stożek 24° z O-Ringiem

Swivel female fitting 24° cone connection type DKOLL



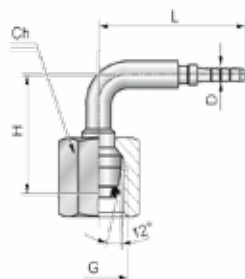
Kod / Code	Wąż / Hose	Ø	G	L	Ch	D
46R00000	RD2	4	M8x1	29,5	10	2
46R10000		6	M10x1	30	12	2
46R00003	RD3	4	M8x1	33	10	3
46R10003		6	M10x1	34	12	3
46R00004	RD4	4	M8x1	33	10	4
46R10004		6	M10x1	34	12	4

2



45°

Kod / Code	Wąż / Hose	Ø	G	H	L	Ch	D
46R10040	RD2	6	M10x1	15	53	12	2
46R10043	RD3	6	M10x1	15	57	12	3
46R10044	RD4	6	M10x1	15	57	12	4

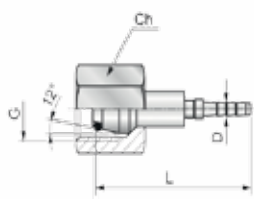


90°

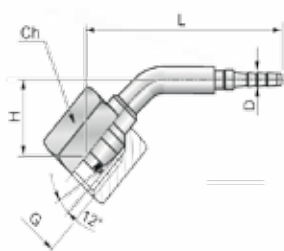
Kod / Code	Wąż / Hose	Ø	G	H	L	Ch	D
46R10090	RD2	6	M10x1	28,5	39	12	2
46R10093	RD3	6	M10x1	28,5	43	12	3
46R10094	RD4	6	M10x1	24,5	47,3	12	4

Końcówka przewodu pomiarowego DKOS, stożek 24° z O-Ringiem

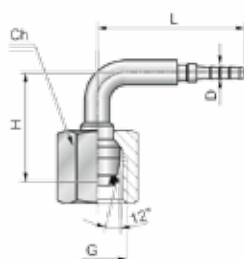
Swivel female fitting 24° cone connection type DKOS



Kod / Code	Wąż / Hose	Ø	G	L	Ch	D
35R10000	RD2	6	M14x1,5	31,6	17	2
35R30000		8	M16x1,5	31,6	19	2
35R40000		10	M18x1,5	31,5	22	2
35R70000		12	M20x1,5	34	24	2
35R10003	RD3	6	M14x1,5	35	17	3
35R30003		8	M16x1,5	35	19	3
35R40003		10	M18x1,5	36,5	22	3
35R10004	RD4	6	M14x1,5	35,5	17	4
35R30004		8	M16x1,5	36	19	4
35R40004		10	M18x1,5	36,5	22	4



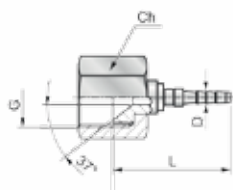
45°							
Kod / Code	Wąż / Hose	Ø	G	H	L	Ch	D
35R10040	RD2	6	M14x1,5	19,5	53,5	17	2
35R30040		8	M16x1,5	19	51	19	2
35R40040		10	M18x1,5	19	56	22	2
35R10043	RD3	6	M14x1,5	19,5	53,5	17	3
35R30043		8	M16x1,5	19	51	19	3
35R40043		10	M18x1,5	22,5	61	22	3
35R10044	RD4	6	M14x1,5	19,5	58,5	17	4
35R30044		8	M16x1,5	19	56	19	4
35R40044		10	M18x1,5	22,5	61	22	4
35R70044		12	M20x1,5	22,5	61	24	4



90°							
Kod / Code	Wąż / Hose	Ø	G	H	L	Ch	D
35R10090	RD2	6	M14x1,5	36	42	17	2
35R30090		8	M16x1,5	36	40,5	19	2
35R40090		10	M18x1,5	40	41,5	22	2
35R10093	RD3	6	M14x1,5	36	42	17	3
35R30093		8	M16x1,5	36	40,5	19	3
35R40093		10	M18x1,5	40	46,5	22	3
35R10094	RD4	6	M14x1,5	36	47	17	4
35R30094		8	M16x1,5	36	45,5	19	4
35R40094		10	M18x1,5	40	46,5	22	4
35R70094		12	M20x1,5	40	46,5	24	4

Końcówka przewodu pomiarowego DKJ, JIC stożek wewnętrzny 74°

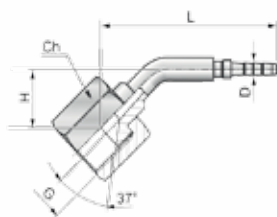
Swivel female fitting JIC 74° connection type DKJ



Kod / Code	Wąż / Hose	G	L	Ch	D
39160000	RD2	7/16"-20 UNF	25	14	2
3916AI00		7/16"-20 UNF*	25	14	2
39120000		1/2"-20 UNF	26	17	2
3938J000		3/8"-24 UNF	24,5	12	2
3938JA10		3/8"-24 UNF*	24,5	12	2
3991J000		9/16"-18 UNF	28,5	17	2
39160003	RD3	7/16"-20 UNF	29	14	3
39120003		1/2"-20 UNF	30	17	3
3938J003		3/8"-24 UNF	27	12	3
39160004	RD4	7/16"-20 UNF	28	14	4
3916AI04		7/16"-20 UNF*	28	14	4
39120004		1/2"-20 UNF	30	17	4
3938J004		3/8"-24 UNF	28,5	12	4

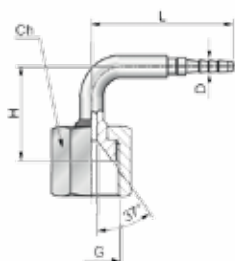
*Stal nierdzewna / Stainless steel

45°



Kod / Code	Wąż / Hose	G	H	L	Ch	D
39160040	RD2	7/16"-20 UNF	13	46,5	14	2
39120040		1/2"-20 UNF	13	46,5	17	2
3938J040		3/8"-24 UNF	14	46	12	2
3991J040		9/16"-18 UNF	15,5	54,5	17	2
39160043	RD3	7/16"-20 UNF	13	46,5	14	3
39120043		1/2"-20 UNF	13	51,5	17	3
3938J043		3/8"-24 UNF	14	46	12	3
39160044	RD4	7/16"-20 UNF	13	51,5	14	4
39120044		1/2"-20 UNF	13	51,5	17	4
3938J044		3/8"-24 UNF	14	46	12	4

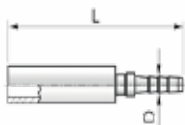
90°



Kod / Code	Wąż / Hose	G	H	L	Ch	D
39160090	RD2	7/16"-20 UNF	23	38,5	14	2
39120090		1/2"-20 UNF	23	38,5	17	2
3938J090		3/8"-24 UNF	24	40	12	2
39160093	RD3	7/16"-20 UNF	23	46,5	14	3
39120093		1/2"-20 UNF	23	43,5	17	3
3938J093		3/8"-24 UNF	24	40	12	3
39160094	RD4	7/16"-20 UNF	23	43,5	14	4
39120094		1/2"-20 UNF	23	43,5	17	4
3938J094		3/8"-24 UNF	24	40	12	4

Końcówka przewodu pomiarowego rurkowa BEL/S

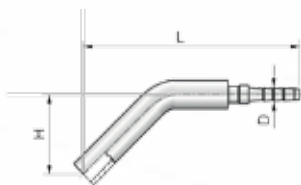
Standpipe fitting



Kod / Code	Wąż / Hose	Ø	L	D
34R70000	RD2	4	36	2
34R00000		6	36	2
34R0A100		6*	36	2
34R30000		8	36	2
34R70003	RD3	4	36	3
34R00003		6	36	3
34R30003		8	37,5	3
34R70004	RD4	4	41	4
34R00004		6	41	4
34R30004		8	41	4

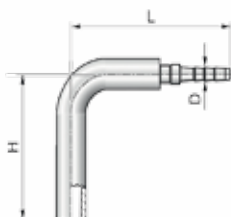
* Stal nierdzewna / Stainless steel

45°



Kod / Code	Wąż / Hose	Ø	H	L	D
34R70040	RD2	4	14,5	43	2
34R00040		6	16,5	44	2
34R30040		8	20	52	2
34R70043	RD3	4	14,5	43	3
34R00043		6	16,5	44	3
34R30043		8	20	52	3
34R70044	RD4	4	14,5	48	4
34R00044		6	16,5	49	4
34R30044		8	20	57	4

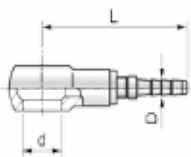
90°



Kod / Code	Wąż / Hose	Ø	H	L	D
34R70090	RD2	4	25,5	33	2
34R00090		6	28	32	2
34R30090		8	37	41	2
34R70093	RD3	4	25,5	33	3
34R00093		6	28	32	3
34R30093		8	37	41	3
34R70094	RD4	4	25,5	38	4
34R00094		6	28	37	4
34R30094		8	37	46	4

Końcówka przewodu pomiarowego oczkowa

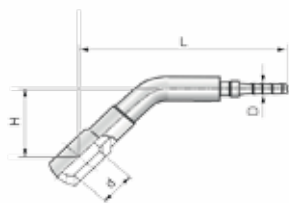
Banjo fitting



Kod / Code	Wąż / Hose	d	Śruba oczkowa / Banjo Screw	L	D
42R10000	RD2	8	M8x1	29,5	2
42R00000		10	M10x1-G 1/8"	31,5	2
42R10003	RD3	8	M8x1	36,5	3
42R00003		10	M10x1-G 1/8"	31,5	3
42R10004	RD4	8	M8x1	34,5	4
42R00004		10	M10x1-G 1/8"	36,5	4
42R20004		14	M14x1,5-G 1/4"	40,5	4

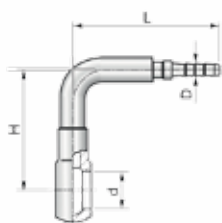
2

45°



Kod / Code	Wąż / Hose	d	H	L	D
42R10040	RD2	8	22,5	45	2
42R00040		10	17	51	2
42R10043	RD3	8	15	51,5	3
42R00043		10	17	56	3
42R10044	RD4	8	15	51,5	4
42R00044		10	17	56	4

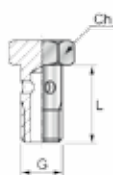
90°



Kod / Code	Wąż / Hose	d	H	L	D
42R10090	RD2	8	26	36	2
42R00090		10	36	34	2
42R10093	RD3	8	26	41	3
42R00093		10	36	39	3
42R10094	RD4	8	26	41	4
42R00094		10	36	40	4

Śruba do końcówki oczkowej

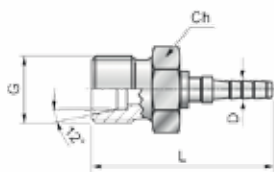
Banjo screw



Kod / Code	G	L	Ch
1650-00-08	M8x1	17	12
1650-00-10	M10x1	19	14
1600-00-02	G 1/8"	19	14

Końcówka przewodu pomiarowego CEL, gniazdo 24°

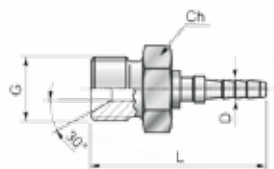
Male fitting



Kod / Code	Wąż / Hose	G	L	Ch	D
44MFLR00	RD2	M12x1,5	30	14	2
44MFLR10		M14x1,5	30	17	2
44MFLR30		M16x1,5	31	19	2
44MFLR03	RD3	M12x1,5	34	14	3
44MFLR13		M14x1,5	34	17	3
44MFLR33		M16x1,5	35	19	3
44MFLR04	RD4	M12x1,5	35	14	4
44MFLR14		M14x1,5	35	17	4
44MFLR34		M16x1,5	36	19	4

Końcówka przewodu pomiarowego AGR, stożek wewnętrzny 60° typ A

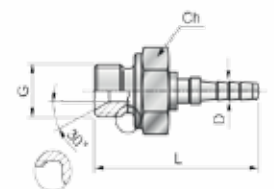
Male fitting



Kod / Code	Wąż / Hose	G	L	Ch	D
44MFG180	RD2	G 1/8"	29	14	2
44MFG140		G 1/4"	34	19	2
44MFG183	RD3	G 1/8"	34,5	14	3
44MFG143		G 1/4"	36,5	19	3
44MFG184	RD4	G 1/8"	37	14	4
44MFG144		G 1/4"	36,5	19	4
44MFG384		G 3/8"	42,5	22	4

Końcówka przewodu pomiarowego AGR, stożek wewnętrzny 60° typ B

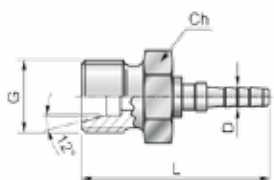
Male fitting



Kod / Code	Wąż / Hose	G	L	Ch	D
44MFM180	RD2	G 1/8"	31,5	14	2
44MFM140		G 1/4"	35,5	19	2
44MFM183	RD3	G 1/8"	30,5	14	3
44MFM143		G 1/4"	39	19	3
44MFM184	RD4	G 1/8"	33,5	14	4
44MFM144		G 1/4"	40,5	19	4

Końcówka przewodu pomiarowego CES, gniazdo 24°

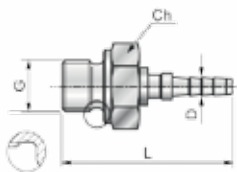
Male fitting



Kod / Code	Wąż / Hose	G	L	Ch	D
44MFSR00	RD2	M14x1,5	32	17	2
44MFSR10		M16x1,5	32	19	2
44MFSR20		M18x1,5	33,5	22	2
44MFSR03	RD3	M14x1,5	36	17	3
44MFSR13		M16x1,5	36	19	3
44MFSR23		M18x1,5	36,5	22	3
44MFSR04	RD4	M14x1,5	37	17	4
44MFSR14		M16x1,5	37	19	4
44MFSR24		M18x1,5	38,5	22	4
44MFSR34		M20x1,5	39	24	4

Końcówka przewodu pomiarowego z gwintem zewnętrznym metrycznym, DIN 3852 typ B

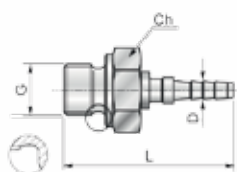
Male fitting



Kod / Code	Wąż / Hose	G	L	Ch	D
44MFDR00	RD2	M8x1	30	12	2
44MFDR10		M10x1	30	14	2
44MFDR30		M12x1,5	31	17	2
44MFDRM5		M5x1	30	12	2
44MFDR03	RD3	M8x1	34	12	3
44MFDR13		M10x1	34	14	3
44MFDR33		M12x1,5	35	17	3
44MFDR04	RD4	M8x1	35	12	4
44MFDR14		M10x1	35	14	4
44MFDR34		M12x1,5	36	17	4

Końcówka przewodu pomiarowego z gwintem zewnętrznym BSP, DIN 3852 typ B

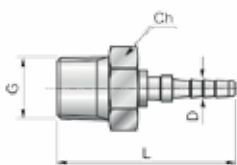
Male fitting



Kod / Code	Wąż / Hose	G	L	Ch	D
44MFD180	RD2	G 1/8"	28,5	14	2
44MFD140		G 1/4"	35,5	19	2
44MFD183	RD3	G 1/8"	33,5	14	3
44MFD143		G 1/4"	39	19	3
44MFD184	RD4	G 1/8"	33,5	14	4
44MFD144		G 1/4"	39	19	4

Końcówka przewodu pomiarowego AGR-K, gwint zewnętrzny BSPT stożkowy

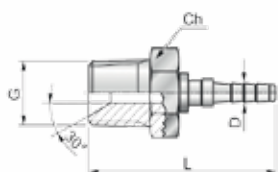
Male fitting



Kod / Code	Wąż / Hose	G	L	Ch	D
44MFC180	RD2	R 1/8"	28,5	12	2
44MFC140		R 1/4"	31,5	14	2
44MFC183	RD3	R 1/8"	31,5	12	3
44MFC143		R 1/4"	36,5	14	3
44MFC184	RD4	R 1/8"	31,5	12	4
44MFC144		R 1/4"	36,5	14	4

Końcówka przewodu pomiarowego AGN, gwint zewnętrzny NPTP stożkowy

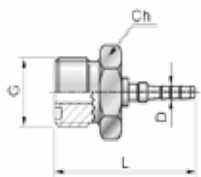
Male fitting



Kod / Code	Wąż / Hose	G	L	Ch	D
44MF0000	RD2	1/8"-27 NPTF	28	12	2
44MF4000		1/4"-18 NPTF	35,5	17	2
44MF8003	RD3	1/8"-27 NPTF	33	12	3
44MF0003		1/4"-18 NPTF	38	17	3
44MF8004	RD4	1/8"-27 NPTF	35	12	4
44MF0004		1/4"-18 NPTF	40,5	17	4

Końcówka przewodu pomiarowego ORFS męska

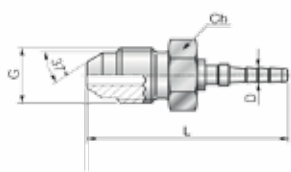
ORFS male fitting, UNF thread



Kod / Code	Wąż / Hose	G	L	Ch	D
5991M000	RD2	9/16"-18 UNF	29	17	2
5991M003	RD3	9/16"-18 UNF	33	17	3
5991M004	RD4	9/16"-18 UNF	33	17	4

Końcówka przewodu pomiarowego AGJ, JIC stożek zewnętrzny 74°

JIC 74° male fittings



Kod / Code	Wąż / Hose	G	L	Ch	D
44AJ3800	RD2	3/8"-28 UNF	32	12	2
44AJ7100		7/16"-20 UNF	34,5	14	2
44AJ1200		1/2"-20 UNF	37	17	2
44AJ3803	RD3	3/8"-28 UNF	36	12	3
44AJ7103		7/16"-20 UNF	40	14	3
44AJ1203		1/2"-20 UNF	41	17	3
44AJ3804	RD4	3/8"-28 UNF	36	12	4
44AJ7104		7/16"-20 UNF	40	14	4
44AJ1204		1/2"-20 UNF	41	17	4

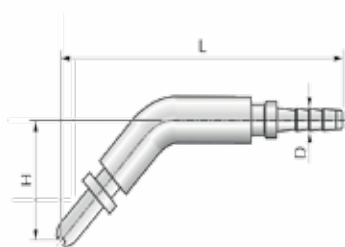
Końcówka przewodu pomiarowego wtykowa, średnica 3,3mm

Plug - in connection



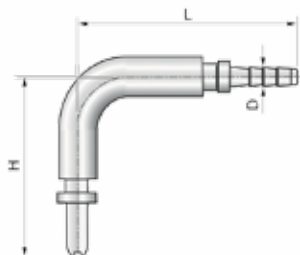
Kod / Code	Wąż / Hose	L	D
33TD0000	RD2	27	2
33TD0003	RD3	31	3
33TD0004	RD4	31	4

45°



Kod / Code	Wąż / Hose	H	L	D
33TD0040	RD2	24	57	2
33TD0043	RD3	24	59	3
33TD0044	RD4	24	59	4

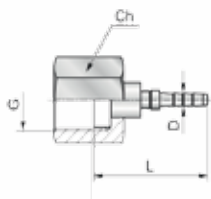
90°



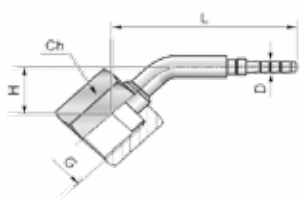
Kod / Code	Wąż / Hose	H	L	D
33TD0090	RD2	28	32	2
33TD0093	RD3	28	36	3
33TD0094	RD4	28	36	4

Końcówka przewodu pomiarowego ORFS, uszczelnienie płaskie

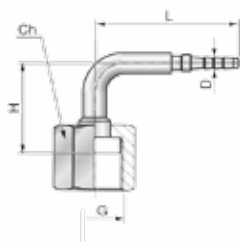
ORFS female fitting, UNF thread



Kod / Code	Wąż / Hose	G	L	Ch	D
5991F000	RD2	9/16"-18 UNF	25	17	2
5991F003	RD3	9/16"-18 UNF	27	17	3
5991F004	RD4	9/16"-18 UNF	31	17	4



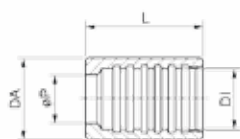
45°						
Kod / Code	Wąż / Hose	G	H	L	Ch	D
5991F040	RD2	9/16"-18 UNF	13	47	17	2
5991F043	RD3	9/16"-18 UNF	14	46	17	3
5991F044	RD4	9/16"-18 UNF	14	46	17	4



90°						
Kod / Code	Wąż / Hose	G	H	L	Ch	D
5991F090	RD2	9/16"-18 UNF	24	40	17	2
5991F093	RD3	9/16"-18 UNF	24	40	17	3
5991F094	RD4	9/16"-18 UNF	24	40	17	4

Tulejka do przewodu pomiarowego

Ferrule



Kod / Code	DA	DI	L	ØP	Ø Press	PN [bar]
30BT2000	8	5,1	15	4,5	7,1	600
30BT2AI0*	8	5,1	15	4,5	7,1	600
30BTAI00*	8	5,7	15	4,5	7,1	600
30BT3000	9	6,5	17	6	7,6	600
30BT4000	12	9,2	17	6,5	10,2	600
30BT4AI0*	12	9,2	17	6,5	10,2	600

*Stal nierdzewna / Stainless steel

Ø Press - Średnica zakuwania / Crimping diameters